

GE Energy Connections

Models 21, 22, 23, 24, 25

Current Transformer
Window Diameter 1.25", 1.63", 2.00", 2.50", 3.13"

Application

Relaying and metering.

Features

50-400 Hz

Insulation Level

600 Volts, 10 kV BIL full wave.

Terminals are brass studs No. 8-32 with one flatwasher, lockwasher and regular nut.

Order mounting bracket kit 0221B00541 separately.

Multi-ratios available upon request.



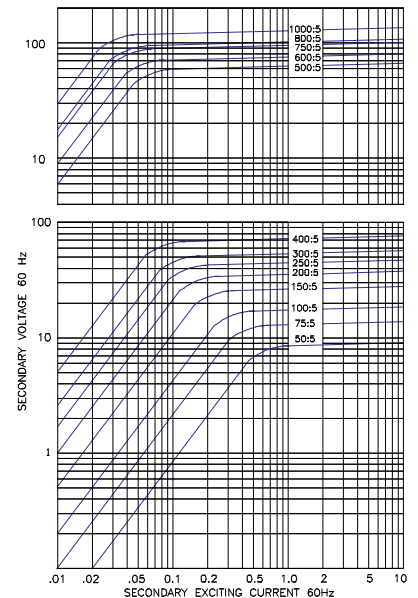
REGULATORY AGENCY APPROVALS
 E93779  LR89403
 Manufactured to meet the requirements of ANSI/IEEE C57.13.
 Classified by U.L. in accordance with IEC 44-1

Model 21 Window Diameter 1.25"

Approximate weight 10 lbs.

Catalog Number	Current Ratio	V.A. ± 1% Class	ANSI Metering Class at 60 HZ					Secondary Winding Resistance (Ω @ 75°C)	Continuous Thermal Rating Factor	
			B0.1	B0.2	B0.5	B0.9	B1.8		@ 30°C	@ 55°C
21-500	50:5	—	1.2	2.4	—	—	—	0.026	2.0	2.0
21-750	75:5	C10	0.6	1.2	2.4	4.8	—	0.042	2.0	2.0
21-101	100:5	C10	0.6	1.2	1.2	2.4	4.8	0.063	2.0	2.0
21-151	150:5	C20	0.3	0.6	0.6	1.2	2.4	0.098	2.0	1.5
21-201	200:5	C20	0.3	0.3	0.6	0.6	1.2	0.126	2.0	1.5
21-251	250:5	C20	0.3	0.3	0.3	0.6	1.2	0.158	1.5	1.5
21-301	300:5	C20	0.3	0.3	0.3	0.3	0.6	0.168	1.5	1.33
21-401	400:5	C50	0.3	0.3	0.3	0.3	0.6	0.253	1.5	1.0
21-501	500:5	C20	0.3	0.3	0.3	0.3	0.6	0.283	1.5	1.0
21-601	600:5	C50	0.3	0.3	0.3	0.3	0.3	0.339	1.33	1.0
21-751	750:5	C50	0.3	0.3	0.3	0.3	0.3	0.424	1.0	0.8
21-801	800:5	C50	0.3	0.3	0.3	0.3	0.3	0.452	1.0	0.8
21-102	1000:5	C100	0.3	0.3	0.3	0.3	0.3	0.565	1.0	0.8

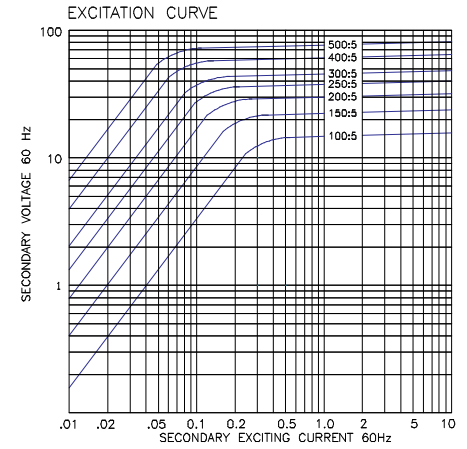
EXCITATION CURVE



Model 22 Window Diameter 1.63"

Approximate weight 9 lbs.

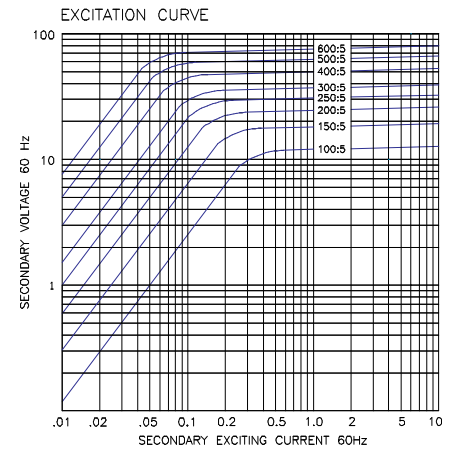
Catalog Number	Current Ratio	V.A. ± 1% Class	ANSI Metering Class at 60 HZ					Secondary Winding Resistance (Ω @ 75°C)	Continuous Thermal Rating Factor	
			B0.1	B0.2	B0.5	B0.9	B1.8		@ 30°C	@ 55°C
22-101	100:5	C10	0.6	1.2	2.4	2.4	4.8	0.060	2.0	2.0
22-151	150:5	C10	0.3	0.6	1.2	1.2	2.4	0.090	2.0	2.0
22-201	200:5	C20	0.3	0.3	0.6	1.2	1.2	0.120	2.0	1.5
22-251	250:5	C20	0.3	0.3	0.6	0.6	1.2	0.150	1.5	1.5
22-301	300:5	C20	0.3	0.3	0.3	0.6	0.6	0.180	1.5	1.33
22-401	400:5	C20	0.3	0.3	0.3	0.3	0.6	0.241	1.5	1.0
22-501	500:5	C50	0.3	0.3	0.3	0.3	0.3	0.301	1.5	1.0



Model 23 Window Diameter 2.00"

Approximate weight 8.5 lbs.

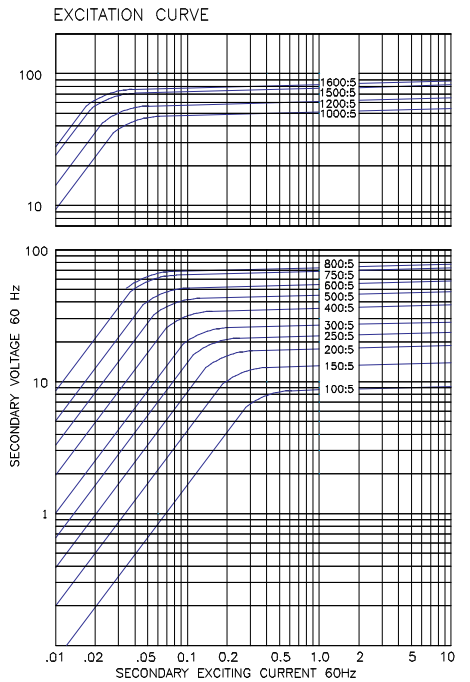
Catalog Number	Current Ratio	V.A. ± 1% Class	ANSI Metering Class at 60 HZ					Secondary Winding Resistance (Ω @ 75°C)	Continuous Thermal Rating Factor	
			B0.1	B0.2	B0.5	B0.9	B1.8		@ 30°C	@ 55°C
23-101	100:5	—	0.6	0.6	2.4	4.8	—	0.051	2.0	2.0
23-151	150:5	C10	0.6	0.6	0.6	1.2	2.4	0.076	2.0	2.0
23-201	200:5	C10	0.3	0.6	0.6	1.2	2.4	0.114	2.0	1.5
23-251	250:5	C20	0.3	0.3	0.6	0.6	1.2	0.143	2.0	1.5
23-301	300:5	C20	0.3	0.3	0.3	0.6	1.2	0.171	1.5	1.33
23-401	400:5	C20	0.3	0.3	0.3	0.3	0.6	0.226	1.5	1.0
23-501	500:5	C50	0.3	0.3	0.3	0.3	0.3	0.286	1.5	1.0
23-601	600:5	C50	0.3	0.3	0.3	0.3	0.3	0.343	1.33	1.0



Model 24 Window Diameter 2.50"

Approximate weight 6.5 lbs

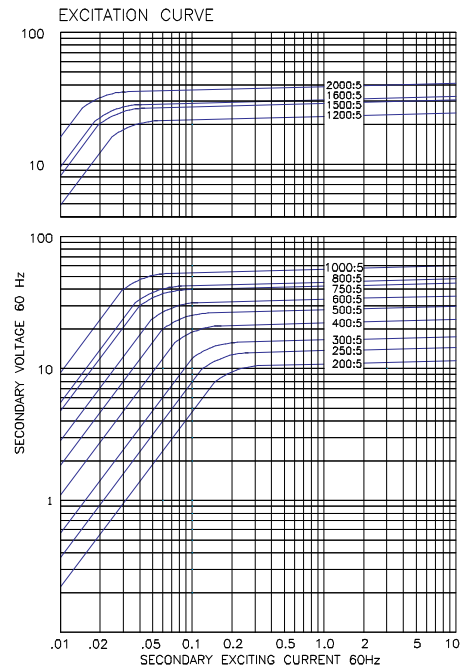
Catalog Number	Current Ratio	V.A. ± 1% Class	ANSI Metering Class at 60 HZ					Secondary Winding Resistance (Ω @ 75°C)	Continuous Thermal Rating Factor	
			B0.1	B0.2	B0.5	B0.9	B1.8		@ 30°C	@ 55°C
24-101	100:5	—	0.6	1.2	2.4	4.8	—	0.046	2.0	2.0
24-151	150:5	—	0.6	0.6	1.2	2.4	4.8	0.069	2.0	2.0
24-201	200:5	C10	0.3	0.3	0.6	1.2	2.4	0.096	2.0	1.5
24-251	250:5	C10	0.3	0.3	0.3	0.6	1.2	0.118	2.0	1.5
21-301	300:5	C10	0.3	0.3	0.3	0.6	1.2	0.133	2.0	1.5
24-401	400:5	C20	0.3	0.3	0.3	0.6	0.6	0.212	1.5	1.0
24-501	500:5	C20	0.3	0.3	0.3	0.3	0.3	0.265	1.5	1.0
24-601	600:5	C20	0.3	0.3	0.3	0.3	0.3	0.317	1.33	1.0
24-751	750:5	C20	0.3	0.3	0.3	0.3	0.3	0.396	1.0	1.0
24-801	800:5	C20	0.3	0.3	0.3	0.3	0.3	0.423	1.0	0.8
24-102	1000:5	C10	0.3	0.3	0.3	0.3	0.3	0.446	1.0	0.8
24-122	1200:5	C10	0.3	0.3	0.3	0.3	0.3	0.536	1.0	0.8
24-152	1500:5	C10	0.3	0.3	0.3	0.3	0.3	0.699	1.0	0.6
24-162	1600:5	C10	0.3	0.3	0.3	0.3	0.3	0.713	0.8	0.6



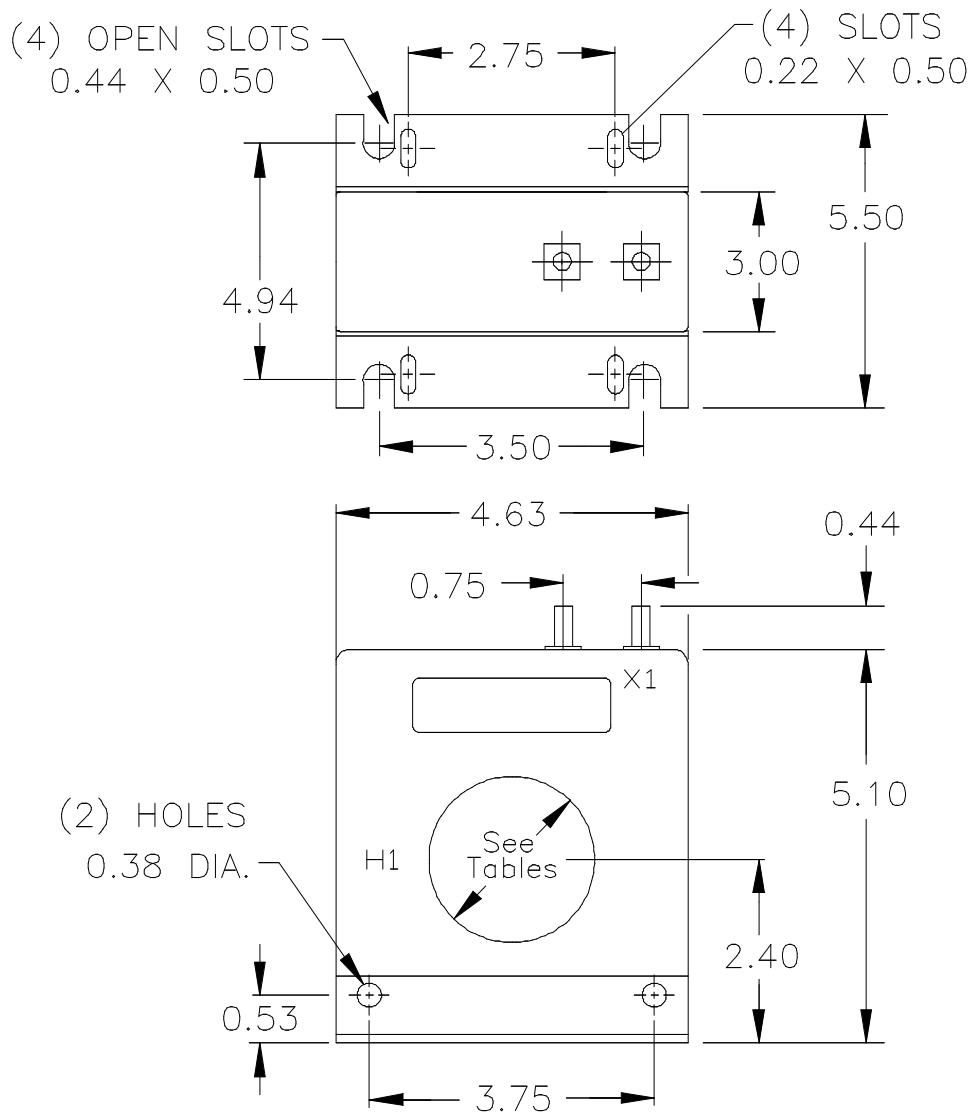
Model 25 Window Diameter 3.13"

Approximate weight 5.5 lbs.

Catalog Number	Current Ratio	V.A. ± 1% Class	ANSI Metering Class at 60 HZ					Secondary Winding Resistance (Ω @ 75°C)	Continuous Thermal Rating Factor	
			B0.1	B0.2	B0.5	B0.9	B1.8		@ 30°C	@ 55°C
25-201	200:5	10	0.6	0.6	1.2	2.4	4.8	0.081	2.0	2.0
25-251	250:5	15	0.3	0.3	1.2	1.2	2.4	0.108	2.0	1.5
25-301	300:5	20	0.3	0.3	0.6	1.2	2.4	0.129	2.0	1.5
25-401	400:5	30	0.3	0.3	0.6	0.6	1.2	0.194	1.5	1.33
25-501	500:5	45	0.3	0.3	0.3	0.6	1.2	0.243	1.5	1.0
25-601	600:5	60	0.3	0.3	0.3	0.3	0.6	0.292	1.33	1.0
25-751	750:5	75	0.3	0.3	0.3	0.3	0.6	0.364	1.0	0.8
25-801	800:5	80	0.3	0.3	0.3	0.3	0.3	0.389	1.0	0.8
25-102	1000:5	100	0.3	0.3	0.3	0.3	0.3	0.486	1.0	0.8
25-122	1200:5	75	0.3	0.3	0.3	0.3	0.3	0.389	1.0	0.8
25-152	1500:5	90	0.3	0.3	0.3	0.3	0.3	0.617	1.0	0.8
25-162	1600:5	95	0.3	0.3	0.3	0.3	0.3	0.658	1.0	0.6
25-202	2000:5	100	0.3	0.3	0.3	0.3	0.3	0.822	0.8	0.6



Models 21, 22, 23, 24, 25



GEGridSolutions.com

Grid-AIS-L4-ITL_Model_21_25-1222-2017_05-EN. © Copyright 2017. General Electric Company and Instrument Transformers LLC reserve the right to change specifications of described products at any time without notice and without obligation to notify any person of such changes.

Worldwide Contact Center

Web: www.GEGridSolutions.com/contact

Phone: +44 (0) 1785 250 070

USA and Canada: +1 (0) 800 547 8629

Europe, Middle East and Africa: +34 (0) 94 485 88 00

