

GE

Energy Connections

Model 135

Current Transformer Window Diameter 5.75"

Application

Relaying and metering.

Terminals are brass screws No. 10-32 with one flatwasher and lockwasher.

Frequency

50-400 Hz.

Multi-ratios available on request.

Insulation Level


600 Volt, 10 kV BIL full wave.

Order mounting bracket kit 0221B00186 separately.

Approximate weight 18 lbs.



REGULATORY AGENCY APPROVALS



Manufactured to meet the requirements of ANSI/IEEE C57.13. Classified by U.L. in accordance with IEC 44-1

Model 135

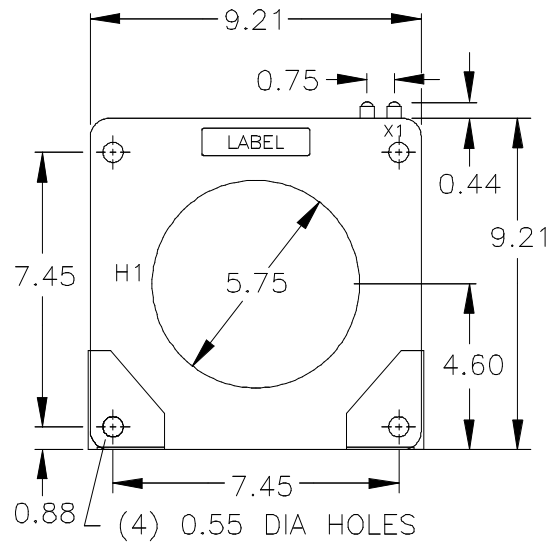
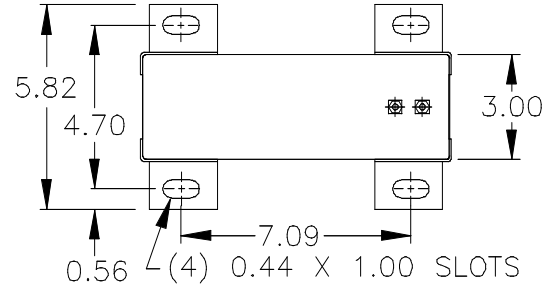
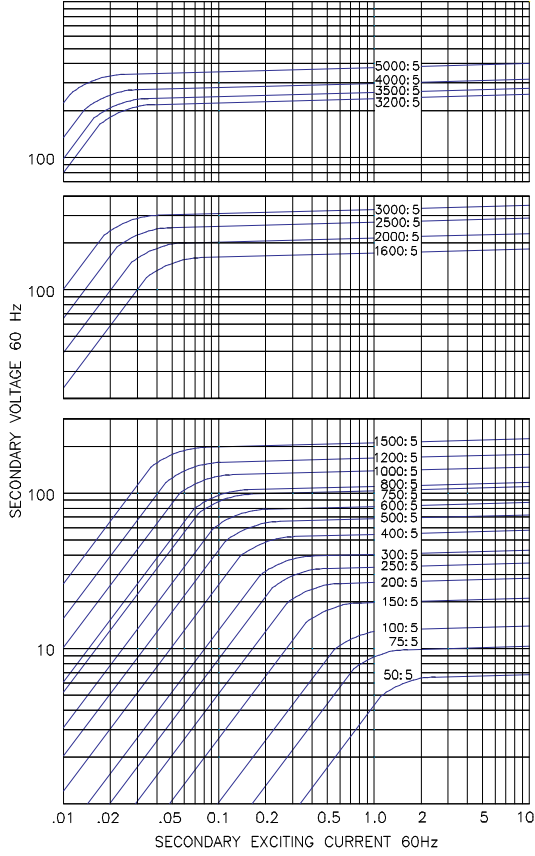
Catalog Number	Current Ratio	Relay Class	ANSI Metering at 60 Hz					Secondary Winding Resistance (Ω @ 75 °C)	Continuous Thermal Rating Factor	
			B0.1	B0.2	B0.5	B0.9	B1.8		@ 30 °C	@ 55 °C
135-500	50:5	—	4.8	—	—	—	—	0.015	2.0	2.0
135-750	75:5	—	2.4	4.8	—	—	—	0.027	2.0	2.0
135-101	100:5	—	1.2	2.4	4.8	—	—	0.036	2.0	2.0
135-151	150:5	C10	0.6	1.2	2.4	4.8	—	0.059	2.0	2.0
135-201	200:5*	C10	0.6	0.6	1.2	2.4	4.8	0.078	2.0	2.0
135-251	250:5*	C20	0.6	0.6	1.2	2.4	2.4	0.113	2.0	2.0
135-301	300:5*	C20	0.3	0.3	0.6	1.2	2.4	0.117	2.0	2.0
135-401	400:5*	C20	0.3	0.3	0.3	0.6	1.2	0.156	2.0	2.0
135-501	500:5*	C50	0.3	0.3	0.3	0.3	0.6	0.181	2.0	2.0
135-601	600:5*	C50	0.3	0.3	0.3	0.3	0.6	0.217	2.0	2.0
135-751	750:5*	C50	0.3	0.3	0.3	0.3	0.6	0.339	2.0	1.5
135-801	800:5*	C50	0.3	0.3	0.3	0.3	0.6	0.362	2.0	1.5
135-102	1,000:5*	C100	0.3	0.3	0.3	0.3	0.3	0.452	1.5	1.33
135-122	1,200:5*	C100	0.3	0.3	0.3	0.3	0.3	0.543	1.5	1.33
135-152	1,500:5*	C100	0.3	0.3	0.3	0.3	0.3	0.678	1.5	1.0
135-162	1,600:5*	C100	0.3	0.3	0.3	0.3	0.3	0.694	1.5	1.0
135-202	2,000:5*	C100	0.3	0.3	0.3	0.3	0.3	0.867	1.33	1.0
135-252	2,500:5*	C200	0.3	0.3	0.3	0.3	0.3	1.084	1.0	0.8
135-302	3,000:5*	C200	0.3	0.3	0.3	0.3	0.3	1.301	1.0	0.8
135-322	3,200:5*	C200	0.3	0.3	0.3	0.3	0.3	1.279	1.0	0.8
135-352	3,500:5*	C200	0.3	0.3	0.3	0.3	0.3	1.399	1.0	0.8
130-402	4,000:5*	C200	0.3	0.3	0.3	0.3	0.3	1.598	1.0	0.6
135-502	5,000:5*	C200	0.3	0.3	0.3	0.3	0.3	2.459	1.0	0.6

Approved for revenue metering by Industry Canada No. T-194 (*)



Model 135

EXCITATION CURVE



GEGridSolutions.com

Grid-AIS-L4-ITL_Model_135-1244-2017_05-EN. © Copyright 2017. General Electric Company and Instrument Transformers LLC reserve the right to change specifications of described products at any time without notice and without obligation to notify any person of such changes.

Worldwide Contact Center

Web: www.GEGridSolutions.com/contact

Phone: +44 (0) 1785 250 070

USA and Canada: +1 (0) 800 547 8629

Europe, Middle East and Africa: +34 (0) 94 485 88 00

