

Model 137MR

Current Transformer with Multi-Ratio Window Diameter 5.50"

Application

Relaying.

Frequency

50-400 Hz.

Insulation Level

600 Volt, 10 kV BIL full wave.

Terminals are brass screws No. 10-32 with one flatwasher and lockwasher.

The transformer winding is arranged so that the turns are fully distributed between all taps.

Order mounting bracket kit 0221B01528 separately.

Approximate weight 50 lbs.



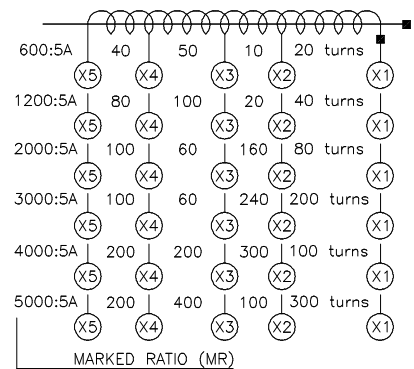
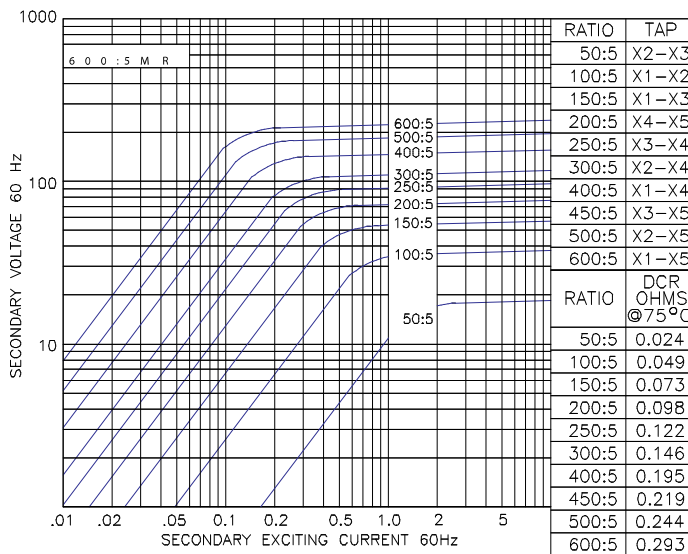
Model 137MR

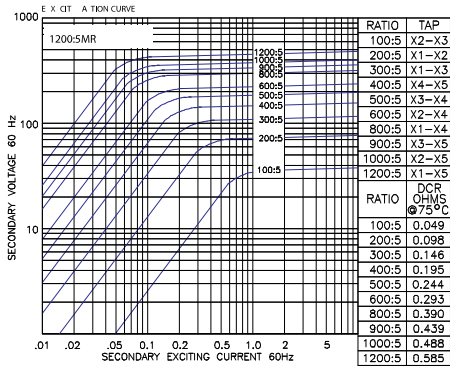
Catalog Number	Relay Class	Continuous Thermal Rating Factor	
		@ 30 °C	@ 55 °C
137-601MR	C200	2.0	2.0
137-122MR	C400	2.0	1.5
137-202MR	C400	1.5	1.0
137-302MR	C400	1.33	1.0
137-402MR	C400	1.0	0.8
137-502MR	C400	0.6	0.3

REGULATORY AGENCY APPROVALS

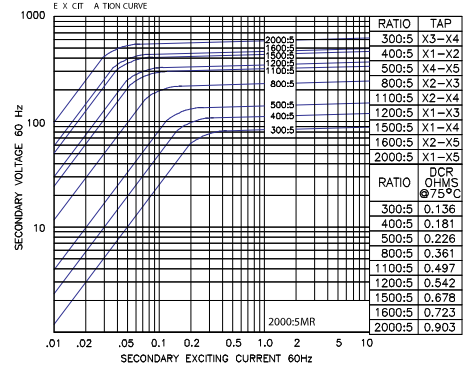
 E93779  LR89403

Manufactured to meet the requirements of ANSI/IEEE C57.13. Classified by U.L. in accordance with IEC 44-1

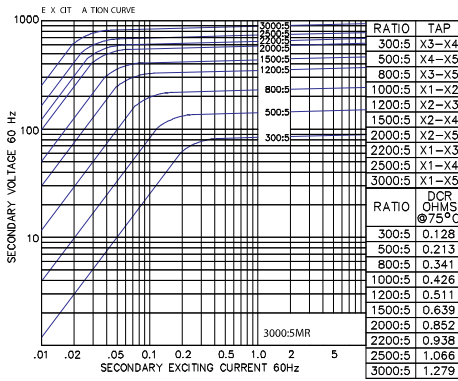




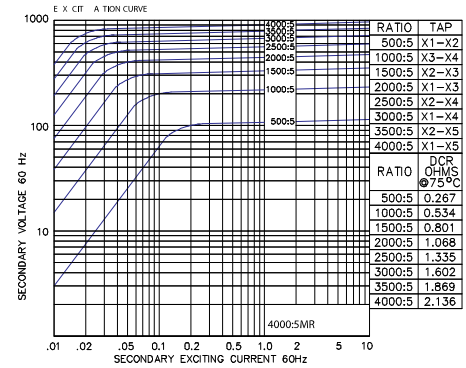
Model 137-122MR



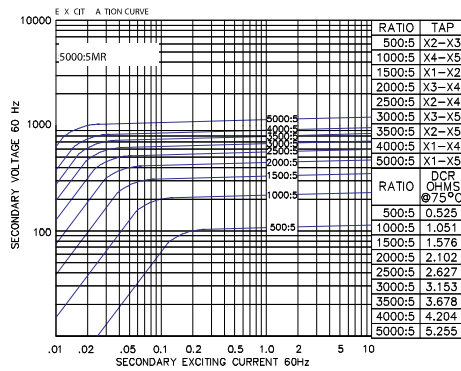
Model 137-202MR



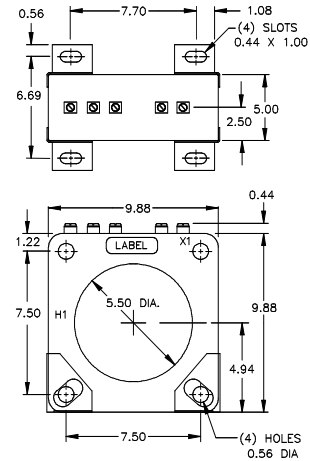
Model 137-302MR



Model 137-402MR



Model 137-502MR



GEGridSolutions.com

Grid-AIS-L4-ITL_Model_137MR-1247-2017_05-EN. © Copyright 2017. General Electric Company and Instrument Transformers LLC reserve the right to change specifications of described products at any time without notice and without obligation to notify any person of such changes.

Worldwide Contact Center

Web: www.GEGridSolutions.com/contact

Phone: +44 (0) 1785 250 070

USA and Canada: +1 (0) 800 547 8629

Europe, Middle East and Africa: +34 (0) 94 485 88 00

